

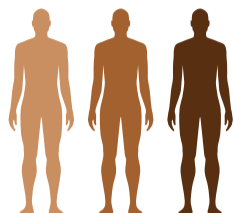
Spotting Skin Cancer

Diagnosing Melanoma in Diverse Populations

Melanoma is the deadliest form of skin cancer – and though it's less common in people of colour, it's more likely to be diagnosed at an advanced stage when it's harder to treat.

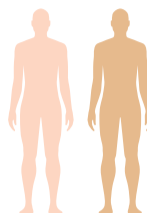


INCIDENCE OF MELANOMA¹



1:1000 for Black people

1:167 for Hispanic people



1:38 for Caucasians

4X

People of colour are **4X** more likely to be diagnosed with melanoma at an advanced stage and **1.5X** more likely to die from the disease.²


COMMON TYPES OF MELANOMA IN PEOPLE OF COLOUR

Acral Lentiginous Melanoma (ALM)



Commonly occurs on: Palms of the hands and soles of the feet.


Presentation: Usually a black or brown discolouration that resembles a bruise or stain. Does not heal or go away. Can sometimes lack pigment or look red or pink.



Prevalence in people of colour:³
35-60%



Prevalence in Caucasians:³
2-8%



Common age of diagnosis:⁴
40+

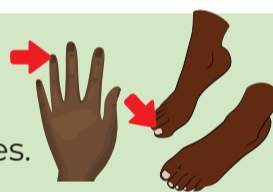


Did you know: Acral Lentiginous Melanoma is **NOT** related to sun exposure.

Recommended method for diagnosis: CUBED rule


Coloured lesion **U**ncertain diagnosis **B**leeding lesion **E**nlargement of a lesion **D**elay in healing

Subungual Melanoma



Commonly occurs on: Nail beds of fingers and toes.

Presentation: Black-brown discolouration on the nail bed. It often looks like fungus, blood, or a dark stripe. Can present as a streak of pigment or irregular pigmentation.



Prevalence in people of colour:⁵
30-40%



Prevalence in Caucasians:⁵
2%



Common age of diagnosis:⁶
50-70



Did you know: Repeated nail trauma is a risk factor for subungual melanoma.⁷

Recommended method for diagnosis: ABCDE rule


Asymmetry **B**order **C**olour **D**iameter **E**volution

Mucosal melanoma

Commonly occurs on: Inner lining of the mouth, nose, genitals or anus.




Presentation: A dark or black mass but sometimes can lack pigment and look red or pink.



Prevalence in people of colour:⁸
5-23%



Prevalence in Caucasians:⁸
1-2%



Common age of diagnosis:⁹
70+



Did you know: Mucosal melanoma is more common in women than men.⁹

Enhance your diagnostic skills – take our interactive, accredited courses today and better detect the early signs of melanoma in your practice.

Melanoma in People With Skin of Colour: Diagnosis and Treatment

START COURSE

Subungual Melanoma (SM): Diagnosing Melanoma in Finger and Toe Nails

START COURSE

Stay ahead of the latest medical advancements with MDBriefCase. Not a member? [Join today for free.](#)